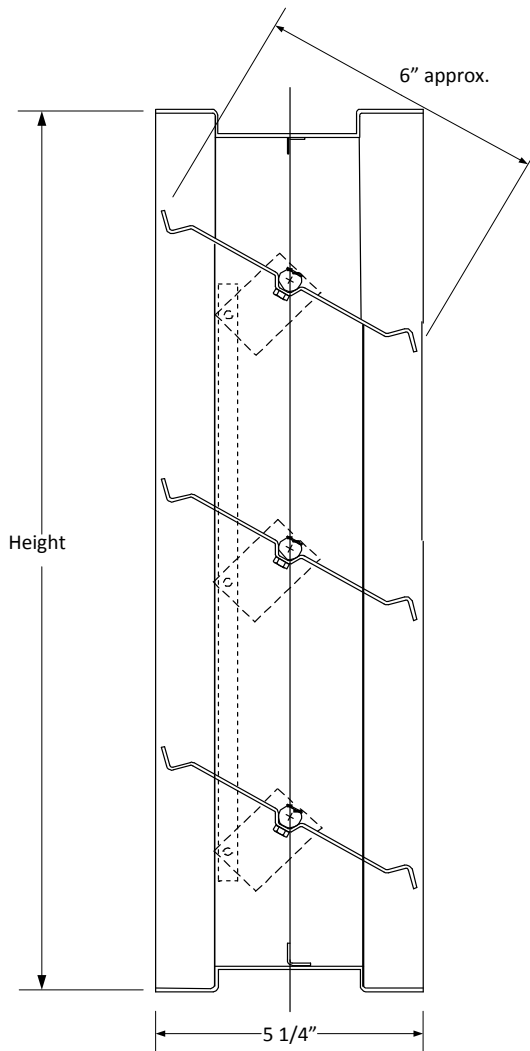




### Galvanized Steel Standard Duty Damper Parallel Blade



#### SPECIFICATIONS

- FRAME:** Rollformed 16ga. galvanized steel hat channel frame.
- BLADES:** Rollformed 16ga. galvanized steel triple-v-groove. Blade width is approximately 5" minimum.
- BEARINGS:** Nylon molded.
- AXLES:** Zinc Plated Hex Bearing Pin.
- LINKAGE:** 1/8" x 1/2" linkage bar, plated steel brackets.
- CONTROL ROD:** 1/2" diameter x 6" long plated steel.
- MAX. VELOCITY:** 2,000 FPM at 4" w.g.

#### SIZES

- MINIMUM:** Single Blade - 4" w x 7" h  
Multiple Blades - 8" w x 12" h
- MAXIMUM:** Louvers larger than 48" w x 72" h are made in sections with mullions, allowing unlimited sizing.
- DEPTH:** 5 1/4" standard frame.

#### OPTIONS

- OPERATORS:** Many options available, consult factory.
- SEALS:** Blade edge seals and stainless steel side seals.
- MATERIAL:** Aluminum, Stainless steel, and heavier gauges.
- OTHER :**
  - Sleeves
  - Face and bypass assemblies

PROJECT: \_\_\_\_\_

ENGINEER: \_\_\_\_\_

LOCATION: \_\_\_\_\_

CONTRACTOR: \_\_\_\_\_

\_\_\_\_\_

REVISIONS: \_\_\_\_\_

QUANTITY	WALL OPENING		NO. OF SECTIONS	SILL TYPE	FINISH	REMARKS AND OPTIONS
	WIDTH	HEIGHT				

**NOTE:** Damper will be supplied 1/4 inch smaller than width and height dimension shown.

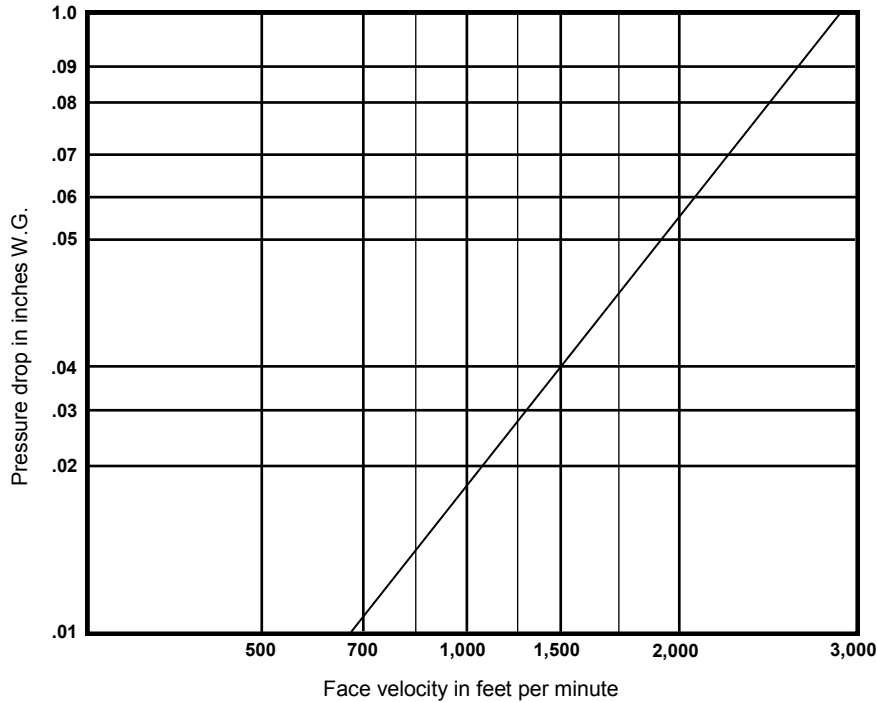
Version: 1-2014





## Performance Data

Air Performance

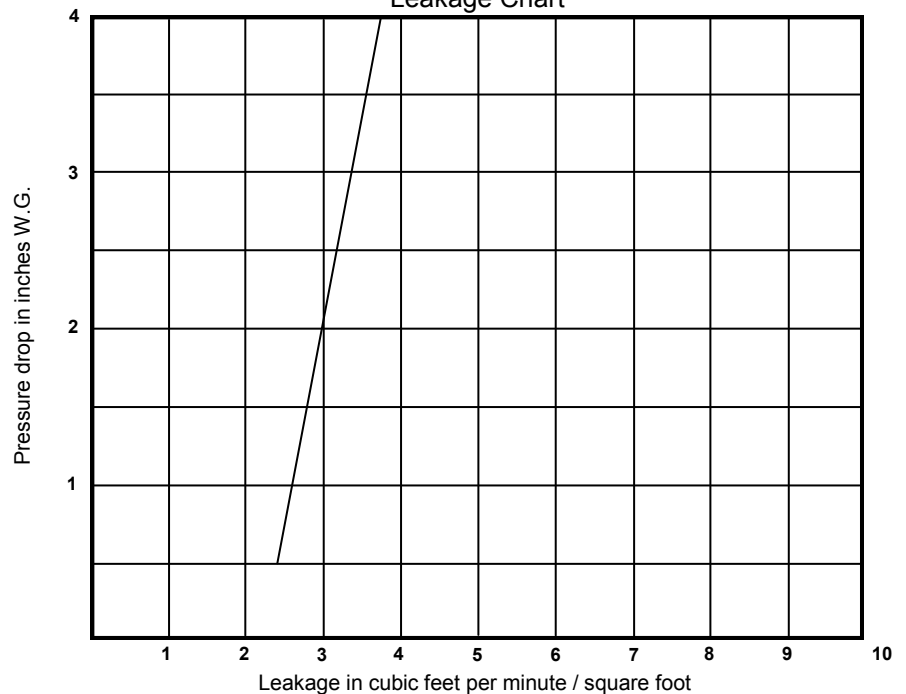


Performance Notes:

Testing per Standard 500 figure 5.3 (in duct)

- Test units size 36" x 36"
- Damper blade position is set at 90° full open.

Leakage Chart



Performance Notes:

Testing per Standard 500 figure 5.5 (in wall)

- Test units size 36" x 36"
- Test units include optional blade edge and stainless steel side seals
- Holding torque is applied at 5in/lbs. per square foot of damper area.

